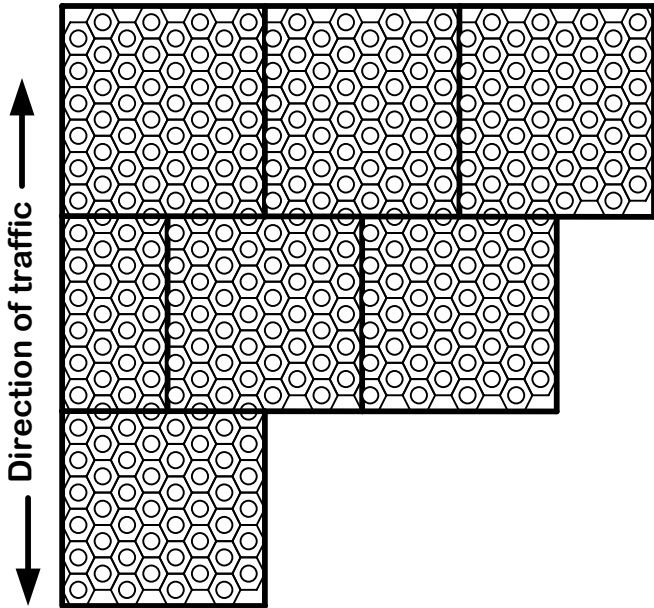


GRASS PAVERS DETAIL

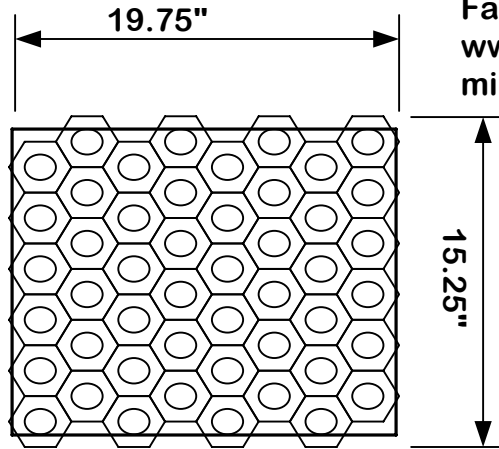
H10 to H20 Loading Medium to heavy loading (16 to 32 Kips)

CV Supply

3923 Hwy 61
 Columbiana, AL 35051
 (205)663-9632
 Fax (205)669-2544
 www.equiterr.com
 mike@equiterr.com

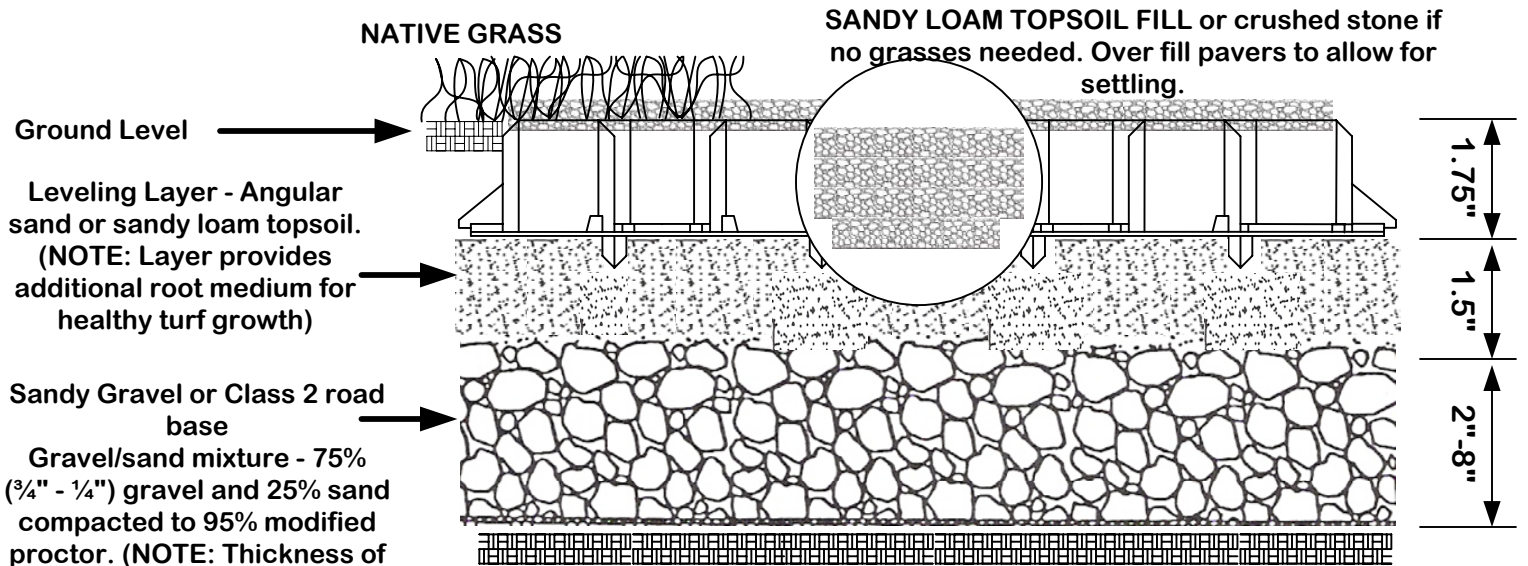


Assembly layout

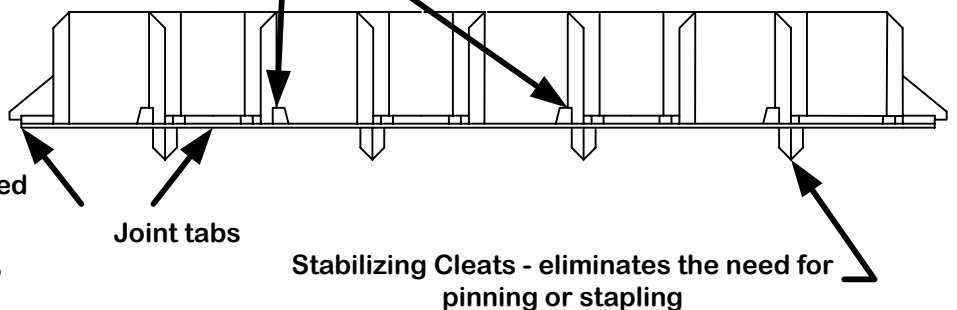


Specifications:

Dimensions - Nominal	19.75" x 15.25" x 1.75" (50 cm x 39 cm x 4.5 cm)
Area coverage per panel	2.14 square feet (.1988 square meters)
Weight per panel	2.40 pounds (1088 grams)
Material	100% recycled HDPE



Vertical & Horizontal drainage ports for enhanced percolation and root growth (90% open area on the top and 37% open area on the bottom)



CV Supply - Call for price delivered

OVERFLOW PARKING, EMERGENCY VEHICLE ACCESS AREAS, UTILITY ACCESS